

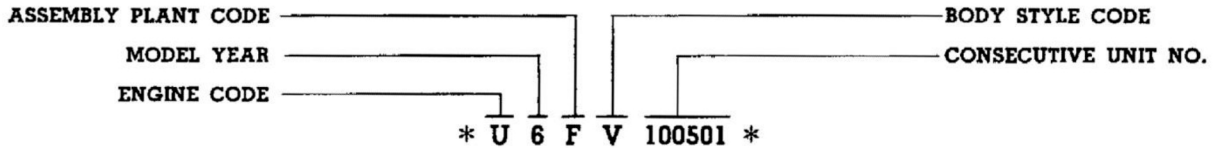
PATENT PLATE

The Patent Plate will be installed on the left front body pillar on all passenger models except the Thunderbird. On the Thunderbird, the Patent Plate will be installed on the dash panel in the engine compartment.

The following diagram of the Patent Plate specifies, in the Serial Number: the Engine Type, Model Year, Plant which assembled the car, Body Style and numerical sequence of assembly.

Indicated in the body specifications are the Body Type, Exterior Paint Color, Trim Scheme and Production Code.

PATENT PLATE DIAGRAM



The asterisks before and after the complete Serial Number are inserted to assure that no other digits or letters can be added to the Serial Number.

Serial Number (*U6FV100501*)

"U"— 8 Cyl. OHV Engine—272 cu. in. displacement

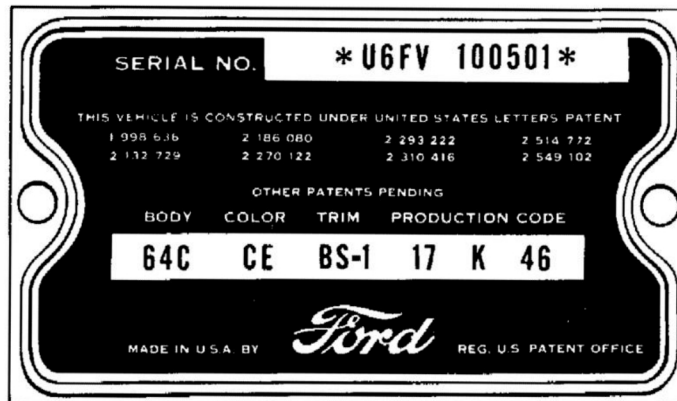
"6"— 1956 Model

"F"— Assembled at Dearborn Plant

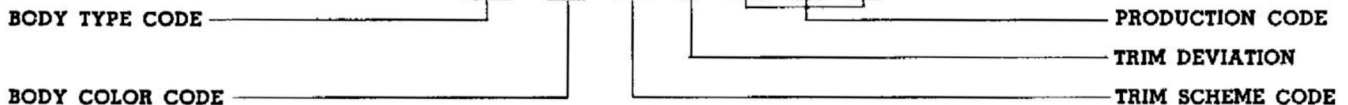
"V"— Victoria body style

"100501"— Five hundred and first car assembled

**1953-56
Ford Car**



64C - CE - BS - 1 - 17 - K - 46



Style and Body Specifications (64C - CE - BS - 1 - 17 - K - 46)

"64C"— Victoria—Fairlane Tudor

"CE"— Bermuda Blue lower body, Colonial White upper body

"BS"— White Vinyl and Blue Bodycloth

"1"— First Trim Deviation

"17"— Seventeenth Day of Month

"K"— Month of year—October

"46"— Forty-sixth car produced

ASSEMBLY PLANT CODES

CODE	ASSEMBLY PLANT	CODE	ASSEMBLY PLANT	CODE	ASSEMBLY PLANT
A	Atlanta	F	Dearborn	N	Norfolk
B	Buffalo	G	Chicago	P	Twin City (St. Paul)
C	Chester	K	Kansas City	R	San Jose
D	Dallas	L	Long Beach	S	Somerville
E	Mahwah	M	Memphis	U	Louisville

MODEL YEAR CODE

CODE	YEAR
3	1953
4	1954
5	1955
6	1956